

FOR HS100 Series Surface Mounted Locks

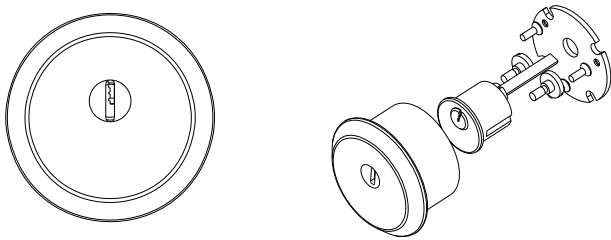
Rim Cylinder (for use with or without cylinder guard)

Cylinder Make	Door Thickness	Order Code
Union	Up to 80mm	8-40101
ASSA Twin Combi	Up to 80mm	8-40201
ABLOY Protec	Up to 80mm	8-40301
Yale	Up to 80mm	8-40401
Kaba Expert	Up to 80mm	8-40501
Kaba 20 Profile	Up to 80mm	8-40601

Cylinder Guard

Note: Do not order separately if cylinder guard already forms part of the lock configuration.

External view



L9023-901
Rim Cylinder Guard

Fixing Packs

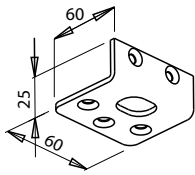
Description	Door Thickness	Order Code	Door Thickness	Order Code
Core Fixing Pack 2 or 3 Point Lock	44-65mm	L9031-901	66-80mm	L9031-911
Core Fixing Pack Single Point Lock	44-65mm	L9030-901	66-80mm	L9030-911
Wood Screw Pack 2 or 3 Point Lock	n/a	L9031-900	n/a	n/a
Wood Screw Pack Single Point Lock	n/a	L9030-900	n/a	n/a
Machine Screw Pack 2 or 3 Point Lock	n/a	L9031-902	n/a	n/a
Machine Screw Pack Single Point Lock	n/a	L9030-902	n/a	n/a

Tall Door Kits

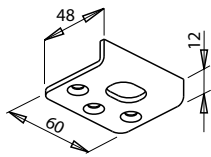
Description	Order Code
0.5m Rod Extension	L8655-911
1.0m Rod Extension	L8655-912

FOR HS100 Series Surface Mounted Locks

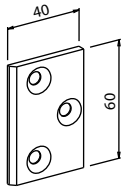
Outward Opening Timber Frame Keeps



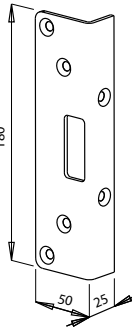
L8655-083 Frame Keep
(25mm rebate)



L8655-099 Frame Keep
(12mm rebate)

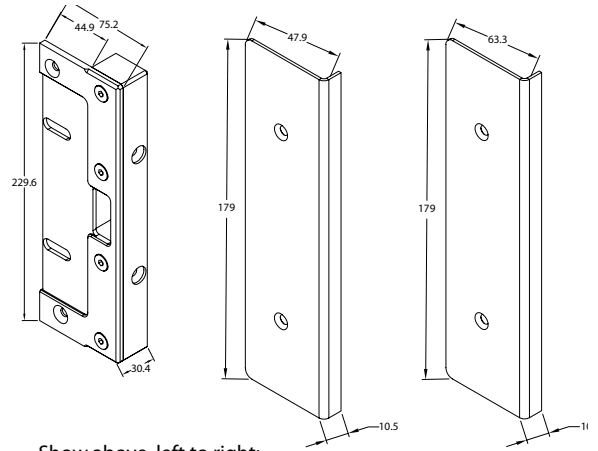


L9011-009 Latching Trigger Actuation Plate for 2 Point Locking System (Also suitable for steel frames)



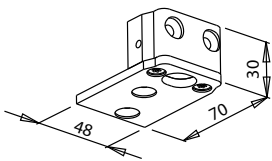
L8655-081 Centre Keep
(25mm rebate)

L8655-181 Centre Keep
(12mm rebate)

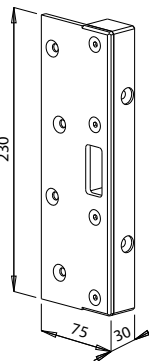


Show above, left to right:
L9012-901 Outward Opening Adjustable Base Plate
L9012-002 Adjustable Strike Plate (48-65mm door)
L9012-003 Adjustable Strike Plate (67-80mm door)

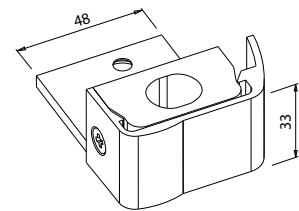
Inward Opening Timber Frame Keeps



L9011-900 Frame Keep

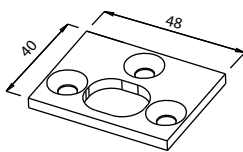


L9011-901 Centre Keep
(1pt and 3pt lock)
(Single or double door applications)

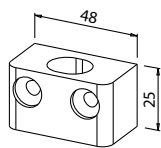


L9011-902 Top Keep
with cover

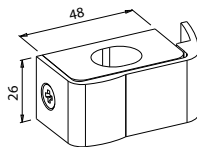
Steel Door Frame Keeps



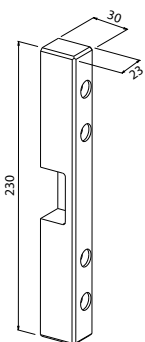
L9011-006 Top Keep
(Outward Opening)



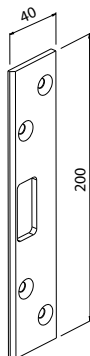
L9011-007 Sheet Metal Door Keep
(Inward Opening)



L9011-913 Top Keep
with cover
(Inward Opening)

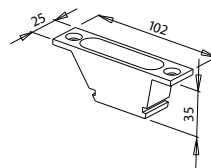


L9011-005 Centre Keep
(Inward Opening)

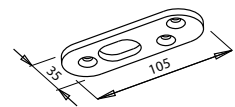


L9011-008 Centre Keep
(Outward Opening)

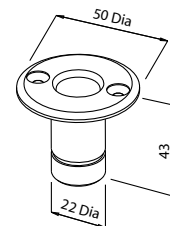
Floor Keeps



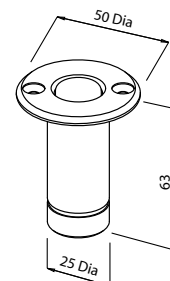
L8655-094 Easy Clean Floor Keep



L8655-038 Floor Keep Plate



L9010-001 Floor Keep



L9010-903 Floor Keep (Sprung)